



FLOW CONTROL VALVES



These combination needle and check valve flow controls are typically used to control air flow from air cylinders, thereby controlling the speed at which

Input Pressure: 150 psig max.

Air Flow: JFC-4 - 45 SCFM @ 100 psig adjustable
JFC-5 - 60 SCFM @ 100 psig adjustable

Mounting: Directly into cylinder. Panel or inline.

Ports: Rotating input port allows 360° positioning 1/8" NPT

Adjustment: Recessed slotted needle or knurled knob

the piston strokes, either while extending or retracting, depending on their location in the circuit.

J-Series Flow Control Valves allow free flow in one direction. In the opposite direction the flow is metered by the needle valve.

Models listed in the chart have either a 1/4" NPT (JFC-4) or 3/8" NPT (JFC-5) male threaded outlets, recessed screwdriver slot (R) or knurled knob (K) flow adjustment needles and female NPT or push-to-connect tubing (Push-Quick) inlets. The P08 models features a 1/4" Push-Quick fitting, and the P12 versions have a 3/8" Push-Quick fitting.

Medium: Air, Water or Oil

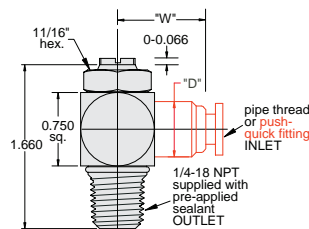
Material: Electroless nickel plated brass needle and stem, anodized aluminum body, Buna-N seals

Part #	"D"	"W"
JFC-4K & JFC-4R	0.710"	0.890"
JFC-4K-P08 & JFC-4R-P08	0.562"	0.890"
JFC-4K-P12 & JFC-4R-P12	0.710"	1.062"
JFC-5K & JFC-5R	0.827"	1.125"
JFC-5K-P12 & JFC-5R-P12	0.750"	1.124"

1/4" NPT Valves, Recessed Needle



(JFC-4R shown)

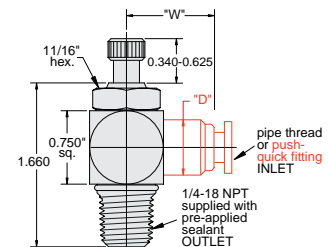


Part No.	Description
JFC-4RMeter Out Control Valve, 1/4" NPT
JFC-4R-P08Meter Out Control Valve, 1/4" Push-Quick Fitting
JFC-4R-P12Meter Out Control Valve, 3/8" Push-Quick Fitting

1/4" NPT Valves, Adjusting Knob



(JFC-4K shown)

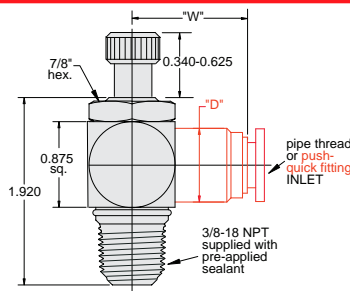


Part No.	Description
JFC-4KMeter Out Control Valve, 1/4" NPT
JFC-4K-P08Meter Out Control Valve, 1/4" Push-Quick Fitting
JFC-4K-P12Meter Out Control Valve, 3/8" Push-Quick Fitting

3/8" NPT Valves, Adjusting Knob



(JFC-5K-P12 shown)

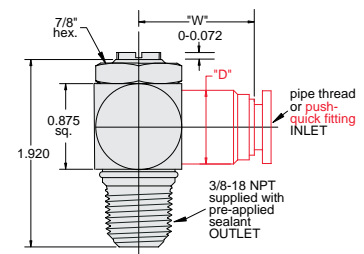


Part No.	Description
JFC-5KMeter Out Control Valve, 3/8" NPT
JFC-5K-P12Meter Out Control Valve, 3/8" Push-Quick Fitting

3/8" NPT Valves, Recessed Needle



(JFC-5R-P12 shown)



Part No.	Description
JFC-5RMeter Out Control Valve, 3/8" NPT
JFC-5R-P12Meter Out Control Valve, 3/8" Push-Quick Fitting